

**2218R • 18" Solid Door Refrigerator • 2000 Series**

**FEATURES & BENEFITS**



STAINLESS SOLID



INTEGRATED SOLID



INTEGRATED SOLID (STAINLESS HANDLELESS PANEL)\*

<b>PERFORMANCE</b>	<ul style="list-style-type: none"> <li>• Volume of 3.4 cu ft holds up to 79 bottles (12 oz) or 123 cans (12 oz)</li> <li>• Digital Touch Pad Control is conveniently located on upper face of unit</li> <li>• Temperature range: 34°F - 45°F</li> <li>• Convection cooling system rapidly and efficiently takes items to the set temperature</li> </ul>
<b>INTERIOR/EXTERIOR</b>	<ul style="list-style-type: none"> <li>• Black interior is illuminated with LED Lighting</li> <li>• Three adjustable tempered glass shelves with 11 height positions</li> <li>• Full-extension, slide-out crisper drawer is removable for easy cleaning</li> <li>• 7/8" diameter stainless steel handle (not included on integrated models)</li> <li>• The door swing is field reversible and is shipped right-hand hinged</li> </ul>
<b>INTEGRATION</b>	<ul style="list-style-type: none"> <li>• Robust, concealed and covered hinges with built-in door stop and closer</li> <li>• Integrated model requires 3/4" custom panel of your choice, or can accept U-Line Euro Style Handleless Stainless Panel Accessory (must be ordered separately)</li> <li>• Fixed grille can accept an integrated toe-kick</li> <li>• Four independently adjustable leveling legs provide a precise undercounter fit</li> </ul>

**MODEL DETAILS**

Model	Voltage/Hz	Door Swing	Finish	Shipping Weight
U-2218RS-00B	115 / 60	Field Reversible	Stainless Solid	119 lb
U-2218RINT-00B	115 / 60	Field Reversible	Integrated Solid	116 lb

**ACCESSORIES**

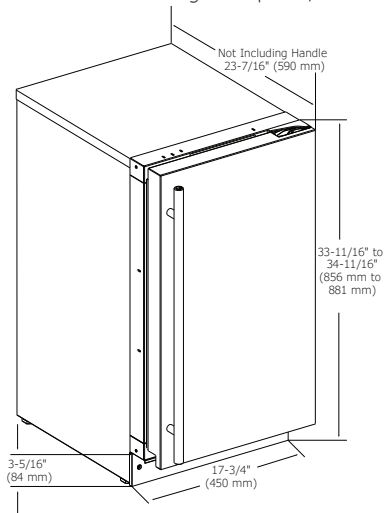
Model	Description	Finish	Shipping Weight
U-ESP45S*	Euro Style Handleless Panel, 18" Solid	Stainless	9 lb

\*Installs on integrated models.

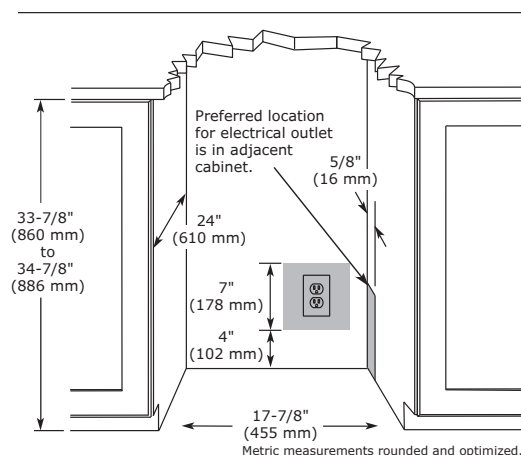
2000 Series • 18" Solid Door Refrigerator • **2218R**

**DIMENSIONS**

Dimensions shown apply to all finishes, including Integrated (INT) models with 3/4" integrated panel/frame installed.



**CABINET CUT-OUT**



**INSTALLATION NOTES**

When installing adjacent to wall, ensure 2 1/2" clearance on hinged side for 90° door opening, allowing ample room for door handle.

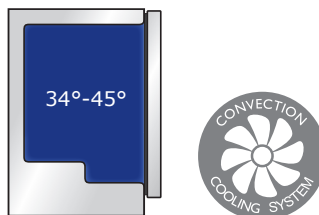
No additional clearance around sides, top or rear of unit is needed for ventilation.

Do not obstruct front grille air flow.

**SPECIFICATIONS**

Model	2218R
Amps: Running	1.2
Capacity: Bottle (12 oz)	79
Capacity: Can (12 oz)	123
Capacity: Volume (cu ft)	3.4
Control Type	Digital Touch Pad
Dimensions: Product Depth	23 7/16" / 590 mm
Dimensions: Product Height	33 11/16" / 856 mm
Dimensions: Product Width	17 3/4" / 450 mm
Energy Consumption: Avg. Per Year	230 kWh
ENERGY STAR / CEE RATING	ENERGY STAR / Tier 3
Panel Height	30" / 762 mm
Panel Thickness	3/4" / 20 mm
Panel Type	Solid Panel
Panel Width	17 5/8" / 445 mm
Product Weight: Max	110 lb
Refrigerant Type	R600a
Sabbath (Star K Certified)	Yes
Temperature Range	34°F - 45°F

**COOLING SYSTEM**



**ELECTRICAL REQUIREMENTS**

This unit requires a grounded, polarized 115 VAC, 60 Hz, 15 A power supply (normal household current).



Please visit [u-line.com](http://u-line.com) to view this model's User Guide & Service Manual. All Specifications are subject to change without notice.