

3036WCWC • 36" Wine Captain® Model • Modular 3000 Series

FEATURES & BENEFITS



STAINLESS FRAME



STAINLESS FRAME (LOCK)



INTEGRATED FRAME (STAINLESS HANDLELESS PANEL)*



INTEGRATED FRAME



INTEGRATED SOLID



INTEGRATED SOLID (STAINLESS HANDLELESS PANEL)*

PERFORMANCE	<ul style="list-style-type: none"> • Volume of 7.0 cu ft holds up to 62 wine bottles (750 ml) • U-Select® Control with digital OLED display • Temperature range: 38°F - 65°F • Convection cooling system rapidly and efficiently takes items to the set temperature • U-Select® Control has three distinct modes: Sparkling Wine: 38°F - 50°F, White Wine: 45°F - 55°F, Red Wine: 55°F - 65°F • Independently controlled dual-zones • Rubber mounted compressor virtually eliminates vibration • Exceeds 2019 energy standard by 45% (Tested according to 2019 Department of Energy - standard 10 C.F.R. section 430.23)
INTERIOR/EXTERIOR	<ul style="list-style-type: none"> • Black interior is illuminated with LED theater lighting that automatically turns off when the door is closed, or can be set to stay on for 3, 6, or 24 hours • Full extension black coated wine racks allow for easy access and prevent bottles from shifting • Wine racks accommodate a variety of bottle shapes and sizes; the fourth and fifth racks allow for larger diameter wine and champagne bottles • LowE coated, argon gas filled triple thermopane glass door provides protection from harmful UV light • 7/8" diameter stainless steel handles (not included on integrated models) • Door lock model available
INTEGRATION	<ul style="list-style-type: none"> • Robust, concealed and covered hinges with built-in door stop and closer • Adjustable grille can be shifted front-to-back and up-and-down • Integrated model requires 3/4" custom panel of your choice, or can accept U-Line Euro Style Handleless Stainless Panel Accessory (must be ordered separately) • Grille can accept an integrated toe-kick • Four independently adjustable levelling legs provide a precise undercounter fit

MODEL DETAILS

Model	Voltage/Hz	Door Swing	Finish	Shipping Weight
U-3036WCWCS-00B	115 / 60	Double Doors	Stainless Frame	252 lb
U-3036WCWCS-13B	115 / 60	Double Doors	Stainless Frame (Lock)	252 lb
U-3036WCWCINT-00B	115 / 60	Double Doors	Integrated Frame	235 lb
U-3036WCWCINT-60B	115 / 60	Double Doors	Integrated Solid	234 lb

ACCESSORIES

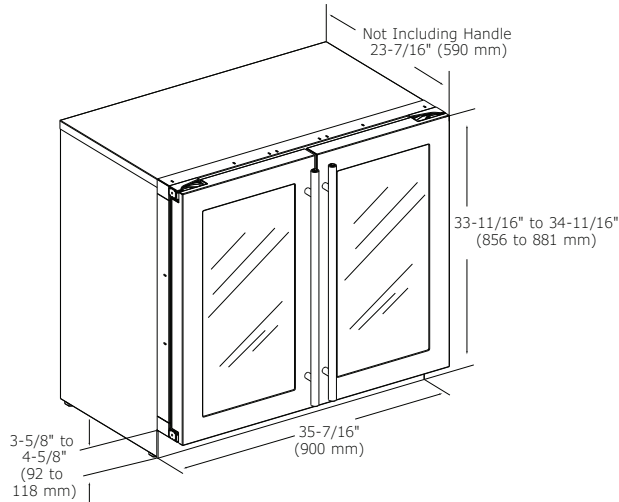
Model	Description	Finish	Shipping Weight
U-ESPF45S*	Euro Style Handleless Panel, 18" Frame (single panel)	Stainless	6 lb
U-ESP45S*	Euro Style Handleless Panel, 18" Solid (single panel)	Stainless	9 lb

*Installs on integrated models, 2 panels required.

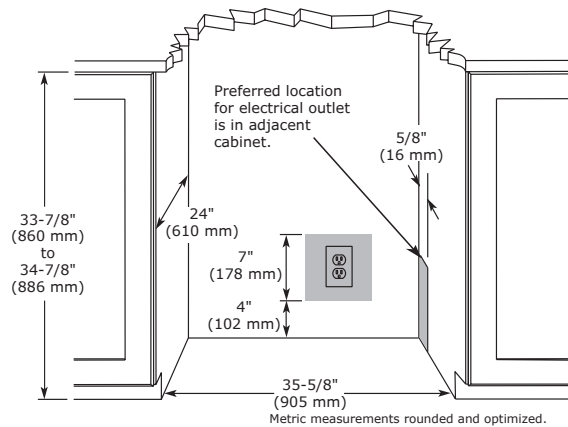
Modular 3000 Series • 36" Wine Captain® Model • **3036WCWC**

DIMENSIONS

Dimensions shown apply to all finishes, including Integrated (INT) models with 3/4" integrated panel/frame installed.



CABINET CUT-OUT



INSTALLATION NOTES

When installing adjacent to wall, ensure 2 1/2" clearance on hinged side for 90° door opening, allowing ample room for door handle.

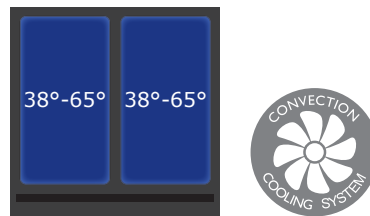
No additional clearance around sides, top or rear of unit is needed for ventilation.

Do not obstruct front grille air flow.

SPECIFICATIONS

Model	3036WCWC
Amps: Running	1.2
Capacity: Volume (cu ft)	7.0
Capacity: Wine Bottle (750 ml)	62
Control Type	U-Select®
Dimensions: Product Depth	23 7/16" / 590 mm
Dimensions: Product Height	33 11/16" / 856 mm
Dimensions: Product Width	35 7/16" / 900 mm
Energy Consumption: Avg. Per Year	115 kWh
ENERGY STAR	N/A
Panel Height	30" / 762 mm
Panel Thickness	3/4" / 20 mm
Panel Type	2 3/4" / 70 mm Frame Panel or Solid Panel (-60 suffix)
Panel Width	17 5/8" / 445 mm
Product Weight: Max	226 lb
Refrigerant Type	R600a
Sabbath (Star K Certified)	Yes
Temperature Range	38°F - 65°F

COOLING SYSTEM



ELECTRICAL REQUIREMENTS

This unit requires a grounded, polarized 115 VAC, 60 Hz, 15 A power supply (normal household current).



Warranty

Please visit u-line.com to view this model's User Guide & Service Manual. All Specifications are subject to change without notice.